

We're **on**@workplace – Log-in via mobile (Recommended)

1 Download Workplace and Workplace Chat from your mobile app store.

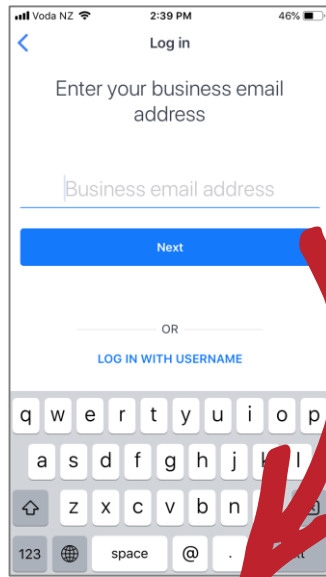


[iOS](#) | [Android](#)

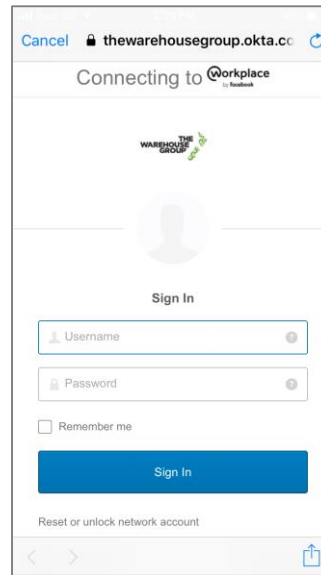
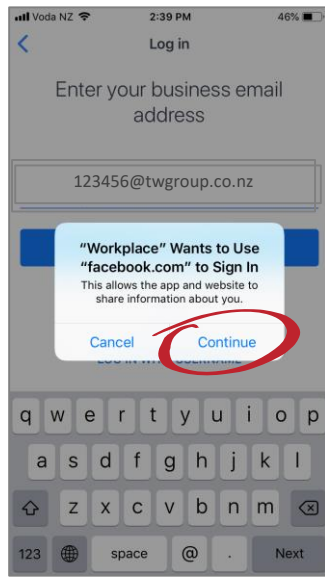


[iOS](#) | [Android](#)

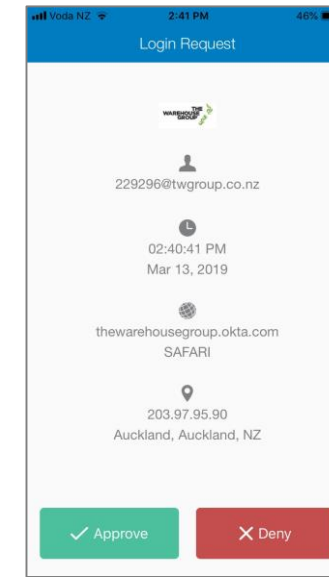
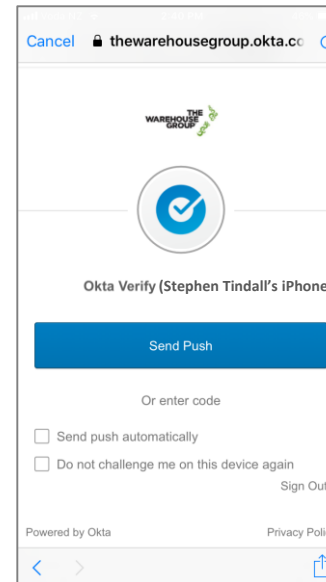
2 Launch the Workplace app, click 'log in' and enter your **network ID** as your 'business email'.



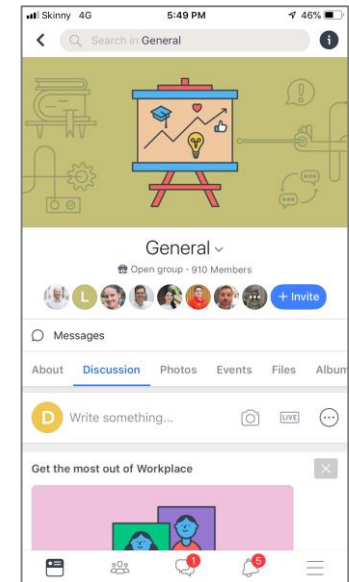
3 You'll receive the following pop-up – Click 'continue' and you'll be redirected to OKTA to log in. Your password is your usual network password**.



4 You might be prompted to verify your OKTA account. Use the OKTA Verify app on your smartphone to follow the prompts and verify. If you don't already have this, download it from your respective mobile app store: [iOS](#) | [Android](#).



5 Now, you're in! Look around, set up your profile and join the conversation!



The **network ID*** is either your [employee#@twgroup.co.nz](#) (e.g. [123456@twgroup.co.nz](#)) ; or your login [username@twgroup.co.nz](#) (e.g. [smith@twgroup.co.nz](#)).



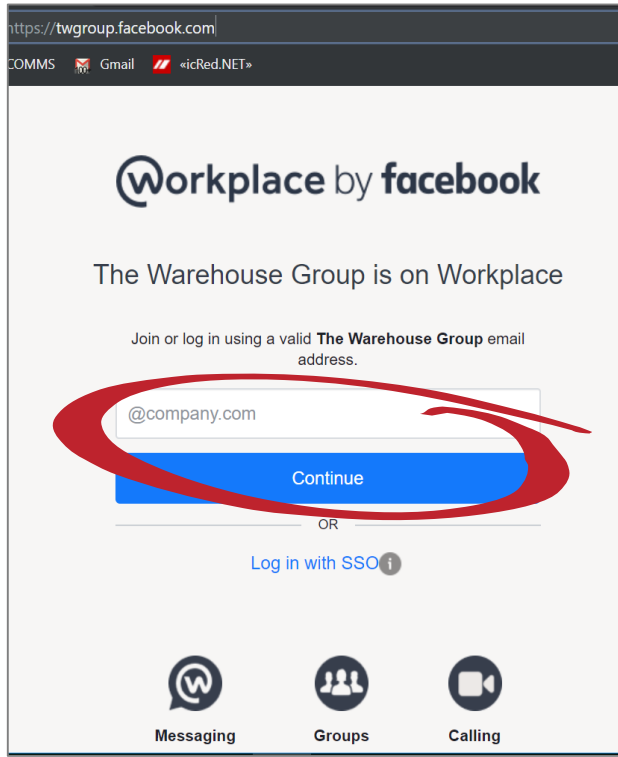
*Not sure what your network ID is? Go to **MyPay**, click on **My Details** on the left hand menu bar, then **IT Details** from the tabs on the page.

**For password issues, complete your security questions in MyPay>My Details>Forgot Password Questions – then contact infohelp@thewarehouse.co.nz or call 0800 463 643.

We're **on**@workplace – Log-in via Store (network) desktop (1)

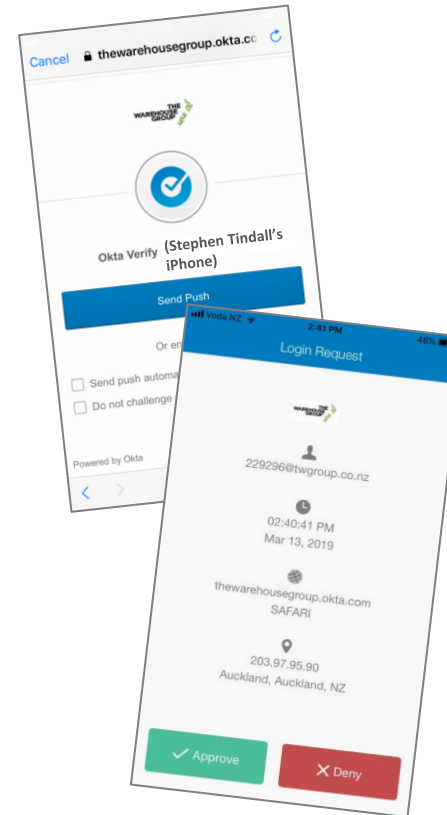
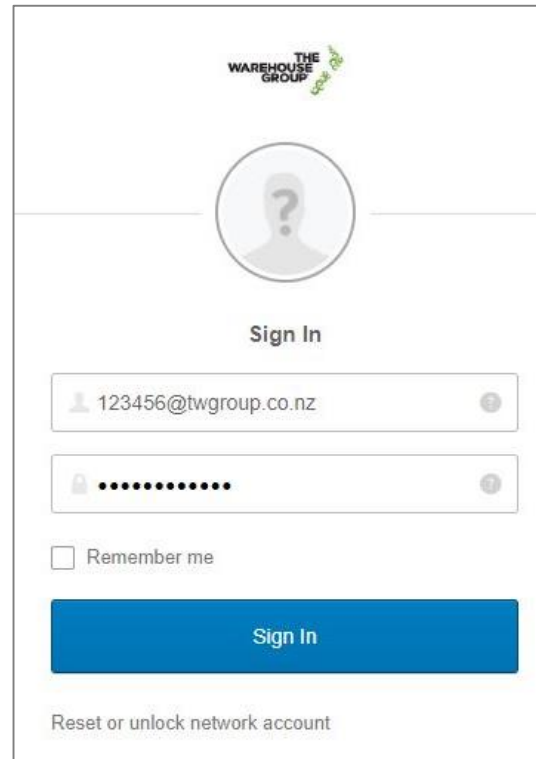
1 In your STORE (or network) PC browser, enter:
<https://twgroup.facebook.com>.

Enter your **network ID** as your business email. The network ID* is either your [employee#@twgroup.co.nz](#) (e.g. [123456@twgroup.co.nz](#)) ; or your login [username@twgroup.co.nz](#) (e.g. [smith@twgroup.co.nz](#)).

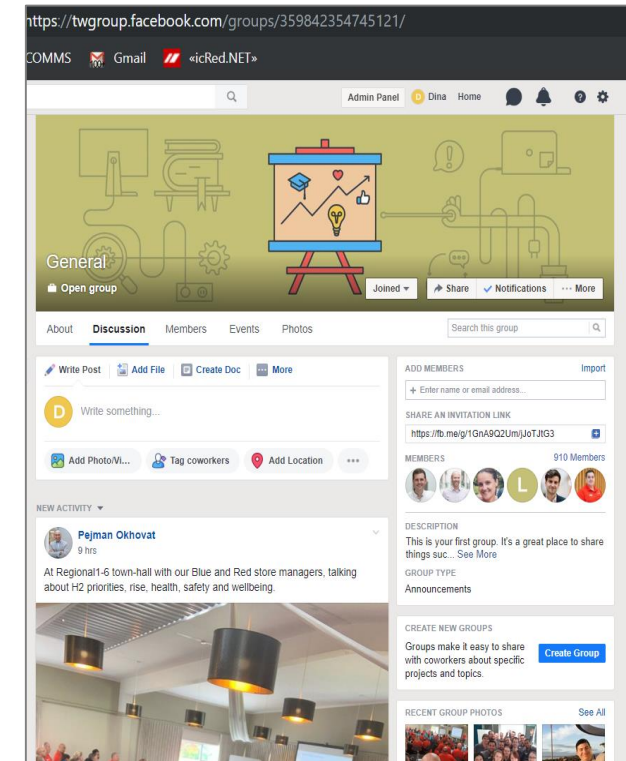


2 Click 'continue' and you'll be redirected to OKTA to log in. Your password is your usual network password**.

You might be prompted to verify your OKTA account. Use the OKTA Verify app on your smartphone & follow the prompts to verify. If you don't already have this, download it from your respective app store: [iOS](#) | [Android](#).



3 Now, you're in! Look around, set up your profile and join the conversation! You can also access Workplace via your [OKTA](#) homepage – there you'll find a new Workplace by Facebook tile.

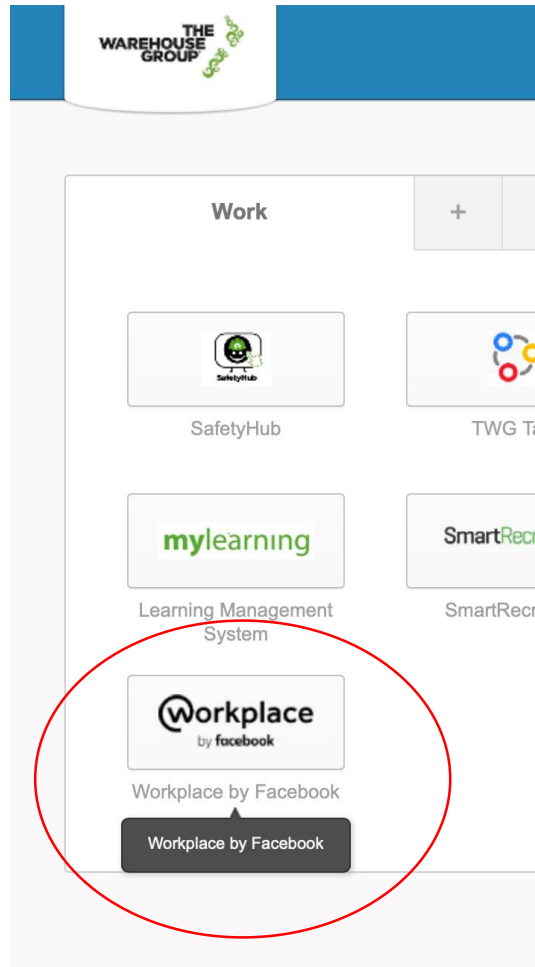


* Not sure what your network ID is? Go to **MyPay**, click on **My Details** on the left hand menu bar, then **IT Details** from the tabs on the page.

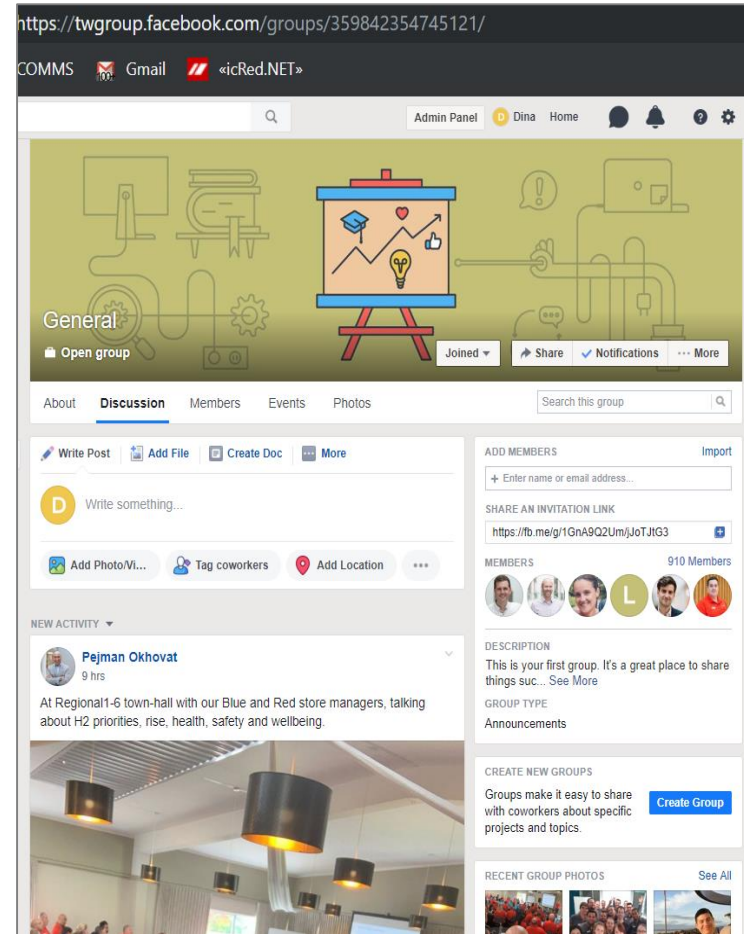
** For password issues, complete your security questions in MyPay>My Details>Forgot Password Questions – then contact infohelp@thewarehouse.co.nz or call 0800 463 643.

We're **on** @workplace – Log-in via Store (network) desktop (2)

1 Go to your [OKTA](#) homepage on your STORE (or network) PC. Click on the Workplace by Facebook tile.



2 Now, you're in! Look around, set up your profile and join the conversation!



**For password issues, complete your security questions in MyPay>My Details>Forgot Password Questions – then contact infohelp@thewarehouse.co.nz or call 0800 463 643.